






APARTMENT CLEANING GUIDE

Follow all manufacturer instructions on any cleaning product used.

 KITCHEN	CLEANERS USED	SPECIAL INSTRUCTIONS
Wood Cabinets	Murphy's Oil Soap or Dawn Dish Soap	Clean with mild dish soap or soap specifically made for use on wood. Shelf paper must be removed and all adhesive residue cleaned.
Refrigerator	All-purpose cleaner Sponge	Freezer is frost free, no defrosting necessary. Wash all walls, shelves, drawers, door parts including gasket and handle. Do not unplug the refrigerator; leave on lowest setting (1).
Stove: range top, storage drawers & control knobs	All purpose cleaner such as Soft Scrub or kitchen de-greaser such as Formula 409	Use warm water with cleaners. Since this is usually a time-consuming task, we recommend cleaning this item in advance, then it will not be such a big job when you are doing your final cleaning. (Apartment Facilities will replace drip pans after you move out.)
Oven, broiler pans	Oven cleaner (Note caution for warm oven cleaning.)	Use this product according to directions on label. Rinse well with warm water (rinse more than once). If there is still heavy, baked on food, clean oven again. Clean in advance of check-out.
Sink (porcelain)	A nonabrasive hard water stain remover/ cleaner, such as Lime Away (CLR), or cleaning vinegar	If there is a heavy buildup of soap scum or lime (hard water deposit buildup or coffee/tea stains), try cleaning this area well in advance of check-out.
Sink (stainless steel)	Nonabrasive cleaner such as a hard water stain remover, lime remover or cleaning vinegar.	Abrasive pads and scouring powder can scratch the stainless steel surface and leave a permanent scar on the surface.
Walls around stove and ceiling	All-purpose cleaner. Grease dissolving cleaner such as Formula 409 or Easy Off Kitchen Cleaner	Heavy grease build-up around cooking areas needs to be removed. Clean above and below cabinet areas.
Floor	All purpose cleaner, broom, mop	Sweep, rinse and wash the floor. Do not wax.
Garbage Disposal	A few drops of Dawn dish soap	Flush with cold tap water while running disposal.
Range Hood	All-purpose cleaner or degreaser	Heavy grease buildup around range hood needs to be removed

 BATHROOM	CLEANERS USED	SPECIAL INSTRUCTIONS
Sink, Walls & Tub	Hard Water stain remover or lime remover, scouring powder, all purpose cleaner	Clean and/or remove all soap scum, dirt, hard water deposits, and stick-on decals.
Floor	Floor cleaner or all-purpose cleaner	Rinse floors and dry completely.
Toilet	Toilet bowl cleaner, all-purpose cleaner, soft brush & cloth	Clean inside and outside of toilet
Faucets	Lime remover, vinegar, all-purpose cleaner	Clean hard water deposits from faucet surface. (Do not allow lime remover to stand on chrome for more than 3 minutes or it will tarnish chrome.)
Medicine cabinet and mirror	Mild soap or glass cleaner	Wipe cabinet clean with soap. Shelf paper must be removed, surface cleaned, and all adhesive removed.
 ALL ROOMS	CLEANERS USED	SPECIAL INSTRUCTIONS
Windows	Window cleaner	Clean window, as well as the track the window slides on.
Walls, doors, and shelves	All-purpose cleaner	Wash free of all marks, including crayon, tape, stick-ons, and other adhesive residue.
Heat convector panels	Soft cloth, all purpose cleaner	Remove stickers. Wash free of marks, crayon, grease, and other residue.
Carpeting	Vacuum free of dust, dirt & debris.	Do not shampoo. Carpet is professionally cleaned before the next resident moves in. See Charges on page 2. If there are stains, there may be charges.
 STORAGE AREA	CLEANERS USED	SPECIAL INSTRUCTIONS
Storage unit	Broom	Remove all items, sweep clean.
 YOUR OWN LIST	CLEANERS USED	SPECIAL INSTRUCTIONS